





FM- 520 6 x 6 Edinburgh Cobble 26" x 36" *Rugged, weathered 6"x 6" cobblestones w/ wide sanded joints.*



FM- 540 London Cobble 17" x 29³/₄" *Traditional, lightly textured cobble pattern w/narrow joints. S/O*



FM- 650 European Fan Cobble 27³/₄" x 46¹/₄" *Rough stones laid out in a fan pattern. S/O*




TM-840 Pennsylvania Cobble 53¹/₂" x 30⁷/₈" *Weathered bricks with rounded edges & wide, smooth-grout joints*



FM-5100 Runningbond Used Brick 16" x 36.5" *Used Bricks, laid end to end in a running bond w/ a 3/8"sanded joint*



FM-5020 Herringbone w/ Used Brick 28.5" x 46" *Weatherworn brick with rounded, broken edges.*



PD-400 Stones of Athens 47.75" x 23.875" *Ashlar pattern with 6 unique stones/textures & a sanded joint*



FM-3125 Ashler Cut Slate $23\frac{1}{8}'' \times 23\frac{1}{8}''$ *Smallest Ashler pattern, with a roughly chiseled slate texture. S/O*



FM-3150 Large Ashler Cut Slate $28'' \times 28''$ *Larger stones and a softer texture than the FM-3125. S/O*



FM-3650 Regal Ashler $36'' \times 36''$ *Blue stone texture. S/O*



TM-100* Large Ashler $36'' \times 36''$ *This is the pattern outside our shipping man-door (gray slab). S/O*




PL-AS600 Rotating Ashler Italian Slate 48" x 48" *Wide variation in stone sizes; rotate 90° to minimize pattern repeat.*



FM-3200 24 x 24 Slate Texture

24" x 24 **S/O**




TM-1620* 18 x 18 Slate 36" x 54"

17.5" x 17.5" slate tiles with 1/2" grout joints.



TM-600 12 x 12 Slate Tile 24" x 48"
11⁵/₈" x 11⁵/₈" slate tiles with 1/4" grout joints.



FM-3550 Herringbone Slate 32" x 40" 16" x 8" slate tiles in herringbone pattern.



SCP-TR-27 Running Bond Slate 36" x 60" 1' X 2' slate tiles in a running bond pattern




FM- 660 24 x 24 Keystone 24" x 24" AKA Coquina Stone or "salt finish". S/O



FM- 700 **Random Stone** 29¹/₈" x 29¹/₈" **S/O**



TM-1300* **Castle Stone** 48" x 48" *Very large irregular shaped stones; has some smaller fragments*



TM-1500* **Verona Stone** 42" x 69" *Very large irregular shaped stones that are fairly similar in size.*




FM-1400 **36 x 36 Heavy Stone** 36" x 36" **S/O**




FM-7100 **Octagon Tile** 37¹/₂" x 37¹/₂"

Blue stone texture laid out in a decorative pattern. S/O



TM-1200* **30 x 30 Bushed Stone** 30" x 60" 22" bushed stones with square corners and 3" beveled edges.



PL-RS300 **Arizona Flagstone** 36" x 52" *Wide grout lines, rough cut edges & smaller fill pcs*



FM-8000S **Wood Plank** Vary-2'L to 8'L *Planks are all 12" wide. No nail heads, smoother grain.*



FM-8010S **Cedar Wood Plank** Vary-2'L to 8'L *Planks are all 11.5" wide. Has nail heads & a rougher texture.*



CON-WWP **Weatherwood Plank** 4, 5 & 6 ft lengths *Planks are all 5.5" wide. Rustic Texture.*



FM-1471 **Brickform Rough Stone** Vary-20" to 4' *Texture on the main part of CTTS's showroom floor.* **S/O**



PL-41S **Proline Italian Slate** Vary - 20" to 4' **S/O**



PL-RS **Proline Roman Slate** Vary - 20" to 4'



FM-3300 Slate Border

12" X 48"

A border of four 12" squares in a row.



PL-BT900 Proline Bellagio Custom Band

18" X 51"

Two rows of bricks around a row of small square tiles.



FM-1605

RADIUS COBBLE

30" X 31"

CREATES A CIRCLE WITH A 5' DIAMETER. S/O



FM-1655 RADIUS COBBLE - 23" X 43"

TOOL "B" WILL EXTEND THE DIAMETER TO 9' S/O

FM-1665 RADIUS COBBLE - 30" X 30"

TOOL "C" WILL EXTEND THE DIAMETER TO 14' S/O



PL-MD7301
FLAMING SUN IN
CIRCLE
3' DIAMETER

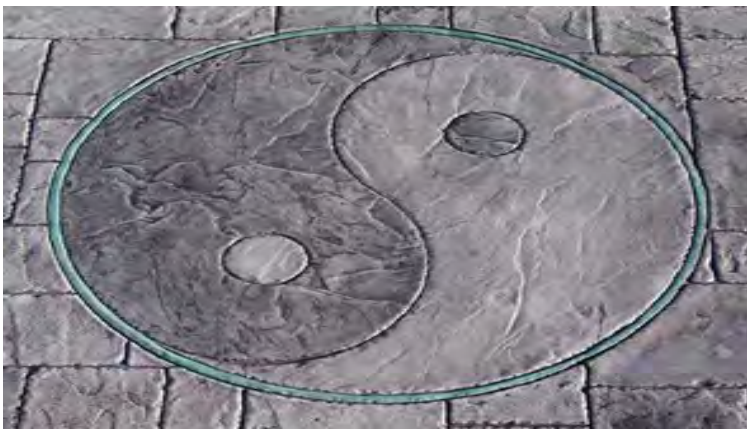


PL-MD7401 **COMPASS ROSE** *4' DIAMETER*



PL-MD7401
LOTUS
4' DIAMETER





PL-MD745 YIN YANG 4' DIAMETER



PL-MD7407 PINWHEEL 4' DIAMETER



PL-MD7408 BOARDWALK PICTURE FRAME 48'X48'



TR9, 24, 36
TEXTURE ROLLERS
9' , 24' , 36'
HEAVY STONE TEXTURE

